

MODELS: 6GT ♦ 14TUT ♦ 16EDU ♦ 47MD ♦ 9RLS ♦ 32STA ♦ 8RBT ♦ RU ♦ RMD ♦ RHD ♦ RGL

## TANDEM AXLE Utility Trailers

**DIAMOND C**







**Look Closely... See the *Difference*.**



# Feature Highlights

Common features found on Diamond C Tandem Axle Trailers



## Assurance Buy With Confidence.

We stand behind our product. Diamond C Trailers come with a 3 year structure warranty.

### Industry Leading Warranty.

Questions? E-mail us at [warranty@diamondc.com](mailto:warranty@diamondc.com)

Structural Framing for long term durability

Several Top Rail Choices including permanently sealed balled-end pipe, angle iron, or square tube

Tongue Reinforcements



Molded 7-Way Plug and Wire to Wire Electrical Connections Sealed with Shrink Tube

*Weatherproof and TOUGH, NO flimsy crimp connectors.*

Multiple Ramp & Ramp Gate Options to choose from on each model



All Tongues wrapped to front fender brace



### Genuine Dexter E-Z Lube Axles

Save time with on-the-go, quick lubrication. For optimal tire wear and longevity, we use only Cambered Axles. *Dexter, the Most Trusted Brand in the Industry*

Gravel Guard

New Tires on Silver Mod Wheels

All Rubber-Mounted LED Lights

Gusseted Fenders Double as a Step



Industry Leading, Baked-On, **DuPont Polyurethane Finish**

BALLED-END PIPE  
TOP RAIL



ADDITIONAL  
TONGUE BRACING



ALL LED LIGHTS



Please contact your authorized Diamond C dealer for questions, additional options, or additional specifications.

For more info, visit us online at [www.diamondc.com](http://www.diamondc.com)

<b>GVWR</b>	7,000 LBS
<b>AXLES</b>	2 - 3,500 LB E-Z LUBE, 1 ELECTRIC BRAKE
<b>BED WIDTH</b>	83"
<b>COUPLER</b>	2" - 7,000 LB SLEEVE-LOCK
<b>CROSS MEMBERS</b>	2" X 11 GA SQUARE TUBE
<b>FRAME</b>	4" CHANNEL
<b>LENGTH</b>	12' - 20'
<b>RAMPS/RAMP GATES</b>	OPTIONAL
<b>TONGUE</b>	4" CHANNEL, FULL-WRAP
<b>TOP RAIL</b>	2" X 2" X 3/16" ANGLE OR 2-3/8" ROUND PIPE

**FEATURED OPTIONS:**

2" DIAMOND PLATE DOVETAIL  
48" BI-FOLD, SPRING ASSISTED RAMP GATE  
ATV PACKAGE

# 6GT

All-Around Tandem Axle Utility



# 14TUT

"Texas" Tandem Utility



9,890 LBS (OPTIONAL 12,000 LB)
2 - 5,200 LB E-Z LUBE, 1 ELECTRIC BRAKE
82"
2-15/16" - 12,500 LB SLEEVE-LOCK
2" X 11 GA SQUARE TUBE ON 16" CENTERS
4" CHANNEL
14' - 24'
4' X 3" CHANNEL REAR SLIDE-IN
5" CHANNEL, FULL-WRAP
3" X 2" X 3/16" ANGLE OR 2-3/8" ROUND PIPE

2" DIAMOND PLATE DOVETAIL  
HEAVY DUTY TRACTOR RAMP GATE  
7,000 LB DROP-LEG JACK

# 16EDU

Extreme Duty Tandem Utility



14,000 LBS
2 - 7,000 LB E-Z LUBE, ELECTRIC BRAKES
82"
2-15/16" 15,000 LB ADJUSTABLE
3" CHANNEL ON 16" CENTERS
6" CHANNEL
16' - 24'
4' X 3" CHANNEL REAR SLIDE-IN
6" CHANNEL, FULL-WRAP
2-7/8" PIPE

12,000 LB DROP-LEG JACK  
GOOSENECK PACKAGE  
5' FLIP-KNEE RAMPS

# 47MD

Mid-Deck Tandem Utility



7,000 LBS (OPTIONAL 9,890 LB)

2 - 3,500 LB E-Z LUBE, 1 ELECTRIC BRAKE

96"

2" 8,000 LB CAST

3" CHANNEL

5" CHANNEL, INTEGRAL WITH TONGUE

16' - 24'

OPTIONAL

5" CHANNEL, INTEGRAL WITH FRAME

2" SQUARE TUBE

5,200 LB AXLE PACKAGE

5' BI-FOLD, SPRING ASSISTED RAMP GATE

2" DIAMOND PLATE DOVETAIL

# 9RLS

Tandem Axle Landscape



7,000 LBS (OPTIONAL 9,890 LB)

2 - 3,500 LB E-Z LUBE, 1 ELECTRIC BRAKE

83"

2" 8,000 LB CAST

3" X 2" X 3/16" ANGLE

3" X 2" X 3/16" ANGLE

10' - 20'

48" REINFORCED, SPRING ASSISTED

4" CHANNEL, FULL-WRAP

3" X 2" X 3/16" ANGLE


5,200 LB AXLE PACKAGE

WEEDEATER RACKS

RADIAL TIRES

# 32STA

Solid Side Tandem Axle Utility



7,000 LBS

2 - 3,500 LB E-Z LUBE, 1 ELECTRIC BRAKE

83"

2" 7,000 LB SLEEVE-LOCK

3" X 2" X 3/16" ANGLE

12 GA X 15" INTEGRAL SIDES

12' - 18'

OPTIONAL

4" CHANNEL, FULL-WRAP

INTEGRAL w/SIDES

2,000 LB FLIP-JACK

TONGUE BOX

48" RAMP GATE

# 8RBT

Roustabout Tandem Axle Utility



7,000 LBS (OPTIONAL 9,890 LB)

2 - 3,500 LB E-Z LUBE, 1 ELECTRIC BRAKE

83"

2" 8,000 LB CAST

3" X 2" X 3/16" ANGLE

3" X 2" X 3/16" ANGLE

10' - 18'

48" REINFORCED, SPRING ASSISTED

4" CHANNEL, FULL-WRAP

2" SQUARE TUBE

7,000 LB DROP-LEG JACK

LOCKABLE WEEDEATER BOX

TRACTOR RAMP GATE

**Want More?**

At Diamond C, we build trailers to fit YOUR needs.

**Just Ask?**


Custom add-ons,



**Lockable Weedeater Box**



**Tractor Ramp Gate**




*Please contact your Authorized Diamond C Dealer for questions, additional options, or additional specifications.*

Customize Your Look



**Standard Premium Dupont Paint Colors**

*Custom colors available upon request.*



*Black*

*Dark Grey  
Metallic*

*Bright Silver  
Metallic*

*White*

*Mocha*

*Dark Blue  
Metallic*

Road-tested DuPont polyurethanes provide a long-lasting, rugged, and beautiful finish.



*Custom colors available*

**ground-up custom built designs, and more!**



**Spare Tire & Mount**



**Adjustable Coupler**



# **RANGER** SERIES

a *higher standard*  
of economy

Diamond C's Ranger Series trailers are quality built trailers designed specifically for consumers with basic trailer needs.

Ranger Series trailers are manufactured with the same standards of quality workmanship as our Diamond C Series and are as versatile as they are affordable.

*We stand behind our product.*



Diamond C's Ranger Series trailers come with a 1 year structure warranty.

**GVWR**  
**AXLES**  
**BED WIDTH**  
**COUPLER**  
**CROSS MEMS**  
**FRAME**  
**LENGTH**  
**RAMPS**  
**TONGUE**  
**TOP RAIL**

**FEATURED  
OPTIONS:**

## **RU** Tandem Axle Utility



7,000 LBS  
2 - 3,500 LB, 1 ELECTRIC BRAKE  
60" | 77"  
2" 7,000 LB SLEEVE-LOCK  
3" X 2" X 3/16" ANGLE  
3" X 2" X 3/16" ANGLE  
10' - 20'  
OPTIONAL  
4" CHANNEL, FULL-WRAP  
2" X 2" X 1/8" ANGLE

4" REAR SLIDE-IN RAMPS  
83" EXTRA WIDE BED  
4" CHANNEL FRAME UPGRADE

## **RMD** Medium Duty Utility



9,890 LBS  
2 - 5,200 LB, 1 ELECTRIC BRAKE  
82"  
2-15/16" 12,500 LB SLEEVE-LOCK  
2" X 11 GA SQUARE TUBE ON 16" CENTERS  
4" CHANNEL  
16' - 20'  
OPTIONAL  
5" CHANNEL, FULL-WRAP  
2-3/8" PIPE OR 3" X 2" X 3/16" ANGLE

7,000 LB DROP-LEG JACK  
LED LIGHTS  
5' FLIP-KNEE RAMPS

## **RHD** Heavy Duty Utility



12,000 LBS (OPTIONAL 14,000 LB)  
2 - 6,000 LB, 1 ELECTRIC BRAKE  
82"  
2-15/16" 15,000 LB ADJUSTABLE CAST  
3" CHANNEL ON 16" CENTERS  
5" CHANNEL  
16' - 24'  
OPTIONAL  
5" CHANNEL, FULL-WRAP  
3" X 2" X 3/16" ANGLE

GOOSENECK PACKAGE  
7,000 LB AXLE PACKAGE  
3" PIPE TOP RAIL

# RGL

## Tandem Axle Landscape



7,000 LBS

2 - 3,500 LB, 1 ELECTRIC BRAKE

83"

2" 7,000 LB SLEEVE-LOCK

3" X 2" X 3/16" ANGLE

3" X 2" X 3/16" ANGLE

12' - 16'

N/A

4" CHANNEL, FULL-WRAP

2" X 2" X 3/16" ANGLE

2,000 LB FLIP-JACK

LED LIGHTS

WEEDEATER RACKS

# Quality & More

## View Our Entire Product Line ONLINE!

Constructed with YOUR needs in mind, Diamond C Trailers continually set new standards for quality craftsmanship and progressive design.

Single Axle Utility Trailers  
Tandem Axle Utility Trailers  
Auto & Cycle Trailers  
Equipment Trailers

Dump Trailers  
Fleetneck Trailers  
Custom & Specialty Trailers

Dependability comes after passing the greatest test...The test of time. Over twenty-eight years of trailer construction experience produces engineering you'll cherish, as the intelligence in our design assists quietly day after day.

[www.diamondc.com](http://www.diamondc.com) See the *Difference.*



Most Trusted Brand  
in the Industry



## DiamondC.com

© Diamond C Trailer Mfg., Road Clipper Enterprises. All illustrations and specifications contained in this brochure are based on the latest product information available at the time of printing. Specifications, standard features, options, components, and colors are subject to change without notice. Some features may be subject to availability, delays, or discontinuance. Trailers shown with optional equipment. Please contact your authorized Diamond C dealer for specifics.

Since the company began in 1985 as a small shop, its primary objective has been to progress the trailer industry through design innovations - improving the product and value that consumers deserve.

For over 28 years, Diamond C has maintained its standard of quality, while keeping our roots deep in traditional values and progressing with tomorrow's technology. Still family owned and operated, Diamond C designs, manufactures, and markets more than 45 diverse models of open flat-bed trailers.

We maintain our position as an industry leader, and promise only the best quality, value, and customer service. We challenge you, see the difference.



*Over*  
**28**  
QUALITY  
INNOVATION  
YEARS of VALUE